

Intelligent Vision PRESENTS

# ROCK'EM SOCK'EM SUPER PRO BOXING

GAME INSTRUCTIONS



## SUPER PRO BOXING

---

Please reference the original manual for how to play the game.

Super Pro Boxing has been updated with new options:

- Use of menu to select game options
- One player mode
- 5 challenging levels
- And more!

## PRESS RESET BUTTON

---

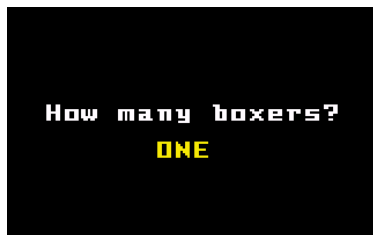
Title will appear on the TV screen. Press any key to continue to menu.



## MENU

---

The menu appears. You will have 3 different menu options. Use the keypad buttons 1 and 2 to select number of players. After making the selection, press the ENTER button on either controller to continue.



## MENU (continued)

---

There are 5 fighting levels to select from, **Golden Gloves**, **Olympic**, **Club Fight**, **Pro**, and **Super Pro** (see below). Use the keypad buttons 1 thru 5 to select level. After making the selection, press the ENTER button to continue.



When in one player mode, the system will recognize which controller you are using. Select the type of fighter using the keypad buttons 1 thru 6. After making the selection, press the ENTER button continue.



## GAME CHANGES/ENHANCEMENTS

---

Most updates to the game centers around 1 player mode.

Updates common to 1 and 2 players are:

- Each round is 3:00 minutes long
- Total Rounds to fight displayed at top center of screen
- "Rounds" now on left and "knockout clock" on right side
- Side button resets games at end of the game

Changes to 2 players are:

- Harder to knock out each player
- Both players can pick the same type of fighter


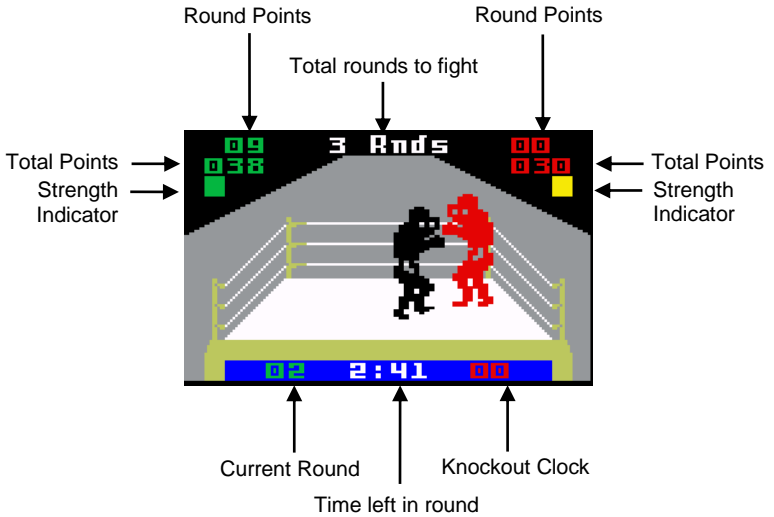
## 1 PLAYER MODE

---

When playing the game in 1 player, you will have an option to select the fighting level. Each option changes characteristics of the game. Below are the main features of 1 player mode.

- Select the number of rounds fought.
  - Golden Gloves : 2 rounds
  - Olympic : 3 rounds
  - Club Fight : 6 rounds
  - Pro : 9 rounds
  - Super Pro : 12 rounds
- The computer boxer is always black. You can tell his characteristic by looking at the color of the points. White numbers are used for Pro and Super Pro
- The boxer type is revealed by the message color when you win in Pro and Super Pro
- The strength of each fighter is shown in a color box (dark green, light green, yellow, and red) located below the points. The boxer is ripe for a knockdown when the color box is red. Each fighter gets refreshed after each round.
- Computer fighter throws smarter punches, moves better, and ducks more in higher levels
- Gets harder to knock out each fighter as levels increase.
- The side you fight on is determined by the controller used on the menu.

# SCREEN INDICATORS



# **INTELLIGENTVISION**