

INTELLIGENTVISION


REV. A 2013



7

INTELLIGENTVISION PRESENTS

SUPER CHEF BT



CARTRIDGE INSTRUCTIONS (FOR 1 OR 2 PLAYERS)



Freeze them or pepper them? Either way, decide quickly! The nasties are coming to get you! Do you have enough pepper to make your way through them or do you have to outsmart them? Focus on your job! You are the chef and have a job to

do. How many burgers will you be able to complete? Run!

MAKE SURE

- MASTER COMPONENT is connected to the TV set and power cord is plugged in.
- ANTENNA SWITCH BOX is set at GAME.
- TV SET is plugged in and properly adjusted.
- **SUPER CHEF BURGERTIME** cartridge is placed firmly in the cartridge slot.
- OFF/ON SWITCH is turned ON.

PRESS RESET BUTTON

Title will appear on the TV screen.



player's score is on the right. The current player's score is yellow. The second player's score is not shown in one player.



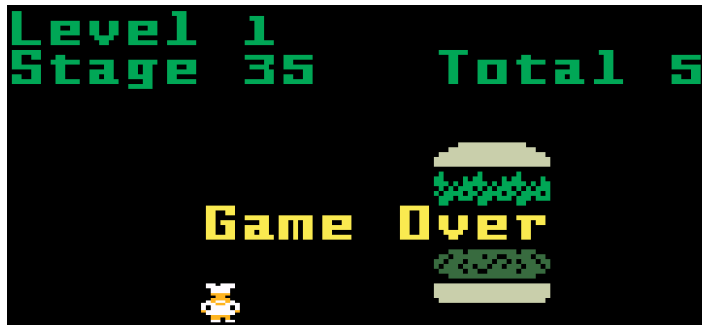
The amounts of pepper in your inventory is shown on the bottom left of the screen. The amounts of chefs you have left is shown on the bottom right of the screen.



LEVELS, STAGES, AND STATISTICS

The game consists of 70 different stages or screens. After a stage is completed, the following stage is randomly selected and will be a higher stage than what you last played.

The level increases as you past stage 70 and loop back to the first stages. When the game ends, you will see the level and stage you reached. If playing one player, you will also see how many screens you played (shown as "Total").



After you stomp and drop 3 burger pieces, the condiments and snacks will show up in the maze.

Collect them to add to your pepper stash.



Fries




Ketchup



Mustard



Tea



Lemonade

Not only will they come in handy during the game, collecting them adds points to your score!



To freeze and stun one nasty, press the lower side button and a small amount of pepper will be thrown in the direction you are running. You can then run past them. Do not wait around though, they will wake up and continue their pursuit.

Pressing the top side button will freeze ALL nasties! Doing this will use 2 units of pepper, so use this wisely. You need to plan ahead as they are not stunned, so you can NOT run past them.

INDICATORS

The score is shown on the top of the screen. The first player's

8150

8150

3750


score is on the left, the high score in the center, and the second



5



EXAMINE YOUR CONTROLS



Keypad:

- Level Selection

Action Keys:

- Freeze Nasties
- Throw Pepper

Control Disc:

- Move Peter



STARTING THE GAME

There are 4 different playing speeds which you will select from when on the title screen. The difficulty level you select will be displayed above the chef's hat on the right side of the screen during the game.

SYMBOL SHOWN

Pressing the DISC selects the PRO speed.



Pressing "1" selects the FAST speed.



Pressing "2" selects the MEDIUM speed.



Pressing "3" selects the SLOW speed.



Select 1 or 2

Players:

You will then be prompted to select how many people are playing. Press 1 or 2 then ENTER.




2




HERE THEY COME

You are Peter the Super Chef, and your job is to build burgers. Use the DISC to move Peter across the platforms, up, and down the ladders running over the sandwich pieces dropping them down to complete the sandwich. Did you think this would be easy? Here come the nasties! You will be hunted down by sausages, pickles, and an egg trying to stop you.

When game play starts, Peter will always be at the same starting position; bottom left side of the screen.



The nasties (sausages, eggs, and pickles) will always enter from the same four entry points on the side of the maze.




THE PLAYERS



Everyone is after Peter the chef as they do not want to be part of his quality burgers! You are in control of him and your objective is to make burgers...as many as you can!


You will assemble the burgers by navigating the different mazes and stomping down on the different components of




3



the burger. All the pieces need to reach the bottom of the screen before you can move on to the next level.



Sausage



Egg



Pickle

You may not want to run away from the nasties, but you definitely do not want to touch them as they will stop you from your task. The nasties are made up of the sausage, egg, and pickle. Each of them has their own personality.

The first screens will consist of 3 sausages and one egg. The pickle does not appear in the game until screen 46 of level one. Once they do, they will replace 2 of the sausages.

As game play continues, the nasties will begin to move faster and faster. You may want to just complete the maze than try to collect as much points as possible. Still convinced you want to focus on points? Run around and get the nasties to bunch up together and get them all to fall on one piece of sandwich.

YOUR WEAPONS

You do not have to just outsmart the nasties. You have a tool belt that converts condiments and snacks to weapons! Your weapon of choice is pepper!



4

